

SINGER

115W100

PRICE LIST

OF

PARTS



MACHINE No. 115w 100

THE SINGER MANUFACTURING COMPANY

INDEX

| | PAGE |
|------------------------------|------|
| ACCESSORIES..... | 19 |
| BOBBIN WINDER..... | 19 |
| FEED DOGS..... | 22 |
| KNEE LIFTER PARTS..... | 20 |
| MACHINE No. 115w100..... | 7 |
| NUMERICAL LIST OF PARTS..... | 29 |
| OBSOLETE PARTS..... | 27 |
| PATTERN CAMS..... | 23 |
| RATCHET WHEELS..... | 24 |
| THREAD UNWINDER..... | 20 |
| UNDER DRIVER..... | 25 |

From the library of: Diamond Needle Corp

Instructions for Ordering

In ordering from this list, use **ONLY** the **PART** number in the **FIRST** column.

The number stamped on a Sewing Machine Part is the number of the Single Part only, except when the part includes Set Screws, Clamping Screws, Studs and Rollers Spun on, Small Wires riveted, or Parts soldered together, etc., which it is necessary to furnish in combination.

Every combination of parts sent out has its specific number which, although not stamped on Parts (except in above cases) must be used when ordering the combination.

Each number always indicates the **SAME PART** in whatever list it appears, or for whatever Machine.

The letters after some of the numbers indicate the style of finish only, as follows:

- A. Hardened, Polished and Plated.
- B. Polished and Plated.
- C. Hardened only.
- D. Polished only.
- E. Soft, not polished.
- F. Hardened and Polished.
- H. Blued.

These letters **MUST BE USED** when they appear in the list and **AFTER** the number, as in the list.

In this series

1 to 1500 and 200001 to 201500 are Screw Numbers.

1501 to 1800 and 201501 to 201800 are Nut Numbers.

1801 to 2000 and 201801 to 202000 are Roller Numbers.

2001 to 50000, 202001 and upwards are Numbers of Machine Parts.


The figures in the second column refer only to the plate in which the illustration of the part is shown and are **NOT TO BE USED** in ordering.

Two or more numbers over a cut indicate that the difference between such parts is not visible in an illustration.

Parts marked with an asterisk (*) are furnished only when repairs are made at the factory.

LIST OF PARTS COMPLETE

FOR



MACHINE No. 115 w 100

SCALLOP EMBROIDERY

| No. | Plate | Name | Each |
|---------------------|-------|--------------------------------------|--------|
| *221900 | ----- | Arm | \$ --- |
| 221901 | 12560 | " Cap | 1 00 |
| 200278 _n | 12562 | " " Screw | 05 |
| 202248 _n | 12562 | " " " Washer | 05 |
| 222053 | 12562 | " Oil Tube (front of Arm) with 29599 | 05 |
| 40217 | 12562 | " " " " " " " " 29599 | 05 |
| 29599 | ----- | " " " Packing (felt)..... Per 100 | 25 |
| 8582 | 12562 | " Position Pin (3) | 02 |
| 123 _f | 12562 | " Screw (1) | 06 |
| 221902 | 12561 | " Shaft | 1 90 |
| 221903 | 12560 | " " Bushing (back) | 1 25 |
| 159 _f | 12562 | " " " " Screw (3) | 03 |
| 222025 | 12560 | " " " (center) with 202260..... | 35 |
| 202260 | ----- | " " " Oil Packing (wick) | 01 |
| 200338 _e | 12562 | " " " Set Screw | 01 |
| 221904 | 12560 | " " " (front) with 202260..... | 1 25 |
| 202260 | ----- | " " " Oil Packing (wick) | 01 |
| 200341 _e | 12562 | " " " Set Screw | 01 |

| No. | Plate | Name | Each |
|---------|-------|--|------|
| 144E | 12562 | Arm Shaft Screw | 8 08 |
| 12193 | 12560 | " Side Cover | 10 |
| 286D | 12562 | " " " Thumb Screw | 10 |
| 221905 | 12561 | Balance Wheel with two 448c | 1 25 |
| 448c | 12562 | " " Set Screw | 03 |
| *221906 | --- | Bed | --- |
| 221917 | 12562 | Cord Draw Adjusting Slide with 1075E and 1536D | 75 |
| 1075E | 12562 | Cord Draw Adjusting Slide Screw | 03 |
| 1536D | 12562 | " " " " " Thumb Nut | 10 |
| 231E | 12562 | Cord Draw Adjusting Slide Stop Screw | 03 |
| 215180 | 12562 | " " " " " " Washer | 02 |
| 221918 | 12562 | Cord Drawing Lever | 40 |
| 229D | 12562 | " " " Screw | 02 |
| 18172 | 12562 | " Guide | 10 |
| 221907 | 12562 | " Leader with 201866 and 221911 | 2 25 |
| 221908 | 12562 | " " Driving Cam Crank | 1 25 |
| 1036c | 12562 | " " " " " Set Screw | 03 |
| 1266c | 12562 | " " " " " " Check Screw | 02 |
| *221909 | 12563 | Cord Leader Driving Fork Lever | 2 00 |
| 221915 | --- | " " " " " 221909 with 201025D, 221907, 221912, 221913 and two 208E | 5 00 |
| 221910 | 12563 | Cord Leader Driving Fork Lever Hinge Stud | 30 |
| 446c | 12563 | Cord Leader Driving Fork Lever Hinge Stud Set Screw | 03 |
| 221911 | 12563 | Cord Leader Lifting Bracket with 456c | 50 |
| 456c | 12563 | " " " " " Set Screw | 02 |
| 201865 | --- | " " Roller | 12 |
| 201866 | 12563 | " " " 201865 spun on Stud | 20 |
| 221912 | 12563 | " " Slide Plate | 20 |
| 208E | 12563 | " " " " " Screw | 02 |
| 221913 | 12563 | " " Spring | 03 |
| 221914 | 12563 | " " " Hook | 01 |
| 201025D | 12563 | " " " " " Screw | 03 |
| 222037 | 12563 | " Spool Spindle | 50 |
| 221916 | 12563 | " " " Bracket with 219B and 287B | 50 |
| 219B | 12563 | Cord Spool Spindle Bracket Set Screw | 02 |
| 287B | 12563 | " " " " " Thumb Set Screw | 10 |
| 1480H | 12563 | " " Stop Screw | 07 |
| 2102 | 12563 | " Tension Disc | 05 |
| 32572 | 12563 | " " Releasing Disc | 05 |
| 221921 | 12563 | " " " Pin | 03 |
| 10148 | 12563 | " " Spring | 03 |
| 201027c | 12563 | " " Stud | 10 |

| No. | Plate | Name | Each |
|---------|-------|---|------|
| 1547E | 12563 | Cord Tension Stud Nut | 8 03 |
| 1560R | 12563 | " " " Thumb Nut | 01 |
| 221922 | 12560 | Crank Connecting Rod with 777c, 21085, 221923, two each 896c and 1159E | 2 15 |
| 777c | 12561 | Crank Connecting Rod Ball Screw Stud | 12 |
| 1518c | 12561 | " " " " " " Nut | 04 |
| *221923 | --- | Crank Connecting Rod Cap (lower) | - |
| 1159E | 12561 | " " " " " " Screw | 03 |
| *24085 | --- | " " " " " " (upper) | - |
| 896c | 12561 | " " " " " " Screw | 04 |
| 221924 | 12561 | Face Plate | 2 25 |
| 221925 | 12561 | Face Plate complete, Nos. 231E, 1547c, 1560c, 10148, 32572, 201027c, 215180, 221917, 221921, 221924 and two 2102... | 3 50 |
| 190c | 12561 | Face Plate Screw (3) | 03 |
| 221926 | 12560 | Feed Bar | 2 00 |
| 221927 | 12560 | " " Hinge Pin | 30 |
| 454c | 12561 | " " " " " Set Screw | 02 |
| 221928 | 12561 | " " Lifting Crank with two 1259c | 60 |
| 221929 | --- | " " " " " 221928 with 147c and 201861 | 1 10 |
| 201860 | 12561 | Feed Bar Lifting Crank Roller | 25 |
| 201861 | --- | " " " " " 201860 with 224827 | 50 |
| 224827 | --- | Feed Bar Lifting Crank Roller Stud | 25 |
| 447c | 12561 | " " " " " " " Set Screw | 03 |
| 1259c | 12561 | Feed Bar Lifting Crank Set Screw | 03 |
| 221931 | 12561 | " " Spring (flat) | 10 |
| 202E | 12561 | " " " " " Screw | 02 |
| 222057 | 12565 | " Dog | 3 25 |
| 205E | 12561 | " " " " " Screw (2) | 03 |
| 221933 | 12561 | " Driving Cam with 455c and 1299c | 2 50 |
| 1299c | 12561 | " " " " " Position Screw | 03 |
| 455c | 12561 | " " " " " Set Screw | 02 |
| 21026 | 12561 | " " " " " Sleeve | 75 |
| 221934 | 12561 | " " Rock Shaft with 454c | 75 |
| 222022 | --- | " " " " " 221934 with 221926 and 221927 | 3 00 |
| 202305c | 12561 | Feed Driving Rock Shaft Center (2) | 06 |
| 200043c | 12561 | " " " " " " " Set Screw (2) | 04 |
| 221935 | 12566 | Feed Driving Rock Shaft Crank with 178c | 40 |
| 20284 | 12571 | " " " " " " Connection | 75 |
| 221942 | --- | " " " " " " " " 20284 with 1518E, 1519E, 3033, 221911 and two 375c | 2 00 |
| 375c | 12566 | Feed Driving Rock Shaft Crank Connection Hinge Screw | 12 |

| No. | Plate | Name | Each |
|---------|-------|--|-------|
| 1518e | 12564 | Feed Driving Rock Shaft Crank Connection Hinge Screw Nut | \$ 04 |
| 178e | 12566 | Feed Driving Rock Shaft Crank Pinch Screw | 03 |
| 224779 | 12588 | Feed Lifting Cam with 455e and 1299e .. | 2 50 |
| 1299e | 12564 | " " " Position Screw | 03 |
| 455e | 12564 | " " " Set Screw | 02 |
| 221937 | 12561 | " " Rock Shaft | 1 75 |
| 202305e | 12564 | " " " " Center (2) | 06 |
| 200043e | 12564 | " " " " Set Screw (2) | 04 |
| 221938 | 12566 | " " " " Crank with 158e .. | 40 |
| *12204 | --- | " " " " Connection Cap | 1 |
| 23672 | 12589 | Feed Lifting Rock Shaft Crank Connection with 12204 and two 145e | 1 00 |
| 145e | 12569 | Feed Lifting Rock Shaft Crank Connection Cap Screw | 04 |
| 375e | 12566 | Feed Lifting Rock Shaft Crank Connection Hinge Screw | 12 |
| 1518e | 12564 | Feed Lifting Rock Shaft Crank Connection Hinge Screw Nut | 04 |
| 158e | 12588 | Feed Lifting Rock Shaft Crank Pinch Screw | 03 |
| 221941 | 12566 | Feed Regulating Bell Crank with 201073e and 201624n | 60 |
| 1128e | 12566 | Feed Regulating Bell Crank Hinge Screw | 12 |
| 3033 | 12566 | " " " " Link | 20 |
| 375e | 12566 | " " " " " Hinge Screw (lower) | 12 |
| 1518e | 12564 | Feed Regulating Bell Crank Link Hinge Screw (lower) Nut | 04 |
| 375e | 12566 | Feed Regulating Bell Crank Link Hinge Screw (upper) | 12 |
| 1519e | 12566 | Feed Regulating Bell Crank Link Hinge Screw (upper) Nut | 03 |
| 201073e | 12566 | Feed Regulating Screw Stud | 10 |
| 201624n | 12566 | " " " " Check Nut .. | 04 |
| 201217d | 12566 | " " Thumb Screw (2) | 10 |
| 221943 | 12567 | Index Finger | 1 25 |
| 175B | 12567 | " " Screw (2) | 02 |
| 5596 | 12567 | Knee Lifter Bell Crank | 05 |
| 5599 | 12567 | " " " " Bracket | 08 |
| 178e | 12566 | " " " " " Screw (2) .. | 03 |
| 5601 | 12567 | " " " " Hinge Pin | 01 |
| 5735 | 12567 | " " " " Spring | 02 |
| 5598 | 12567 | Knee Lifter Bell Crank complete, Nos. 5596, 5599, 5601 and 5735 | 20 |
| 222089 | 12561 | Knee Lifter Lifting Lever | 70 |
| 222090 | 12567 | " " " " Connecting Rod | 08 |

| No. | Plate | Name | Each |
|---------|-------|--|-------|
| 12416 | 12567 | Knee Lifter Lifting Lever Connecting Rod Joint | \$ 08 |
| 76e | 12567 | Knee Lifter Lifting Lever Connecting Rod Joint Hinge Screw | 06 |
| 1521e | 12567 | Knee Lifter Lifting Lever Connecting Rod Lock Nut | 03 |
| 200221n | 12567 | Knee Lifter Lifting Lever Hinge Screw | 12 |
| 231390 | 12571 | Needle Bar | 80 |
| 221945 | 12568 | " " Connecting Link | 90 |
| 221946 | 12568 | " " Stud with 1258e and 1904 | 2 00 |
| 1904 | 12568 | Needle Bar Connecting Stud Roller | 12 |
| 1258e | 12568 | " " " " Set Screw | 02 |
| *222061 | --- | " Holder Body with 200117e and 201030e | 02 |
| 201030e | 12568 | Needle Holder Screw | 02 |
| *222065 | --- | " " Slide with 200117e | 02 |
| 200118e | 12568 | " " " Screw | 02 |
| 200117e | 12568 | " Set Screw | 02 |
| 222066 | 12568 | Needle Holder (adjustable from $\frac{1}{4}$ to $\frac{1}{2}$ in. gauge) complete, Nos. 200118e, 222061 and 222065 | 4 00 |
| 14031 | 12568 | Oscillating Rock Shaft with 4784 | 1 50 |
| 22157 | 12568 | " " " Crank with 735e .. | 30 |
| 2049 | 12568 | " " " " Position Pin .. | 01 |
| 735e | 12568 | " " " " Set Screw .. | 02 |
| 4784 | --- | " " " Oil Pad | 01 |
| 7317 | 12568 | " Shaft | 40 |
| 29048 | 12568 | " " Crank | 30 |
| 2049 | 12568 | " " " Position Pin | 01 |
| 15170 | 12568 | " " " Slide Block | 05 |
| 2290 | 12562 | " " " " " Cap Screw .. | 02 |
| 12424 | 12568 | " " " " " " " " Washer | 02 |
| 1035e | 12568 | Oscillating Shaft Crank Slide Block Screw Stud | 15 |
| 1519e | 12566 | Oscillating Shaft Crank Slide Block Screw Stud Nut | 03 |
| 15171 | 12568 | Oscillating Shaft Crank Slide Block complete, Nos. 2290, 1035e, 12424 and 15170 | 50 |
| 735e | 12568 | Oscillating Shaft Crank Set Screw | 02 |
| 29176 | 12568 | Oscillating Shaft Crank complete, Nos. 735e, 1519e, 15171 and 29048 | 85 |
| 222049 | 12585 | Pattern Cam | 1 50 |
| 222097 | 12588 | " " Friction Spring | 25 |
| 222096 | --- | " " " " Button | 10 |
| 201619e | 12569 | " " " " Thumb Nut .. | 45 |
| 222098 | 12569 | Pattern Cam Friction Spring complete, Nos. 222016, 222097 and three 222096 .. | 80 |
| 202120 | 12569 | Pattern Cam Position Pin | 01 |

| No. | Plate | Name | Each |
|---------|-------|---|-------|
| 145F | 12569 | Pattern Cam Screw | \$ 04 |
| 222016 | 12569 | " " Washer | 25 |
| 222056 | 12571 | " Feed Plate with two 222003 and four 211F | 5 00 |
| 222003 | 12569 | Pattern Feed Plate Driving Block | 50 |
| 211F | 12569 | " " " " " Screw | 02 |
| 222017 | 12569 | " " " " Lever with 446c | 65 |
| 201024c | 12569 | Pattern Feed Plate Driving Lever Hinge Screw Stud | 65 |
| 1610c | 12569 | Pattern Feed Plate Driving Lever Hinge Screw Stud Nut | 05 |
| 201857 | 12569 | Pattern Feed Plate Driving Lever Roller | 10 |
| 201022c | 12569 | " " " " " " " Stud | 25 |
| 491b | 12569 | Pattern Feed Plate Driving Lever Roller Stud Cap Screw | 02 |
| 1520b | 12569 | Pattern Feed Plate Driving Lever Roller Stud Nut | 03 |
| 222020 | 12571 | Pattern Feed Plate Gib (back) | 1 00 |
| 222021 | 12571 | " " " " (front) | 1 00 |
| 211F | 12569 | " " " " " Screw | 02 |
| 222018 | 12570 | " " " " Pitman | 20 |
| 222019 | ---- | " " " " 222018 with 1697c, 1698c, 222021 and 222051 | 3 25 |
| *38444 | ---- | Pattern Feed Plate Pitman End Bearing (left) | -- |
| 222024 | 12570 | Pattern Feed Plate Pitman End Bearing 38444 with 42524, 201029c and two 187b | 1 50 |
| 201029c | 12570 | Pattern Feed Plate Pitman End Bearing (left) Ball Screw Stud | 15 |
| *42524 | ---- | Pattern Feed Plate Pitman End Bearing (left) Cap | -- |
| 187b | 12570 | Pattern Feed Plate Pitman End Bearing (left) Cap Screw | 02 |
| 1698c | 12570 | Pattern Feed Plate Pitman End Bearing (left) Check Nut | 03 |
| *38443 | ---- | Pattern Feed Plate Pitman End Bearing (right) | -- |
| 222051 | 12570 | Pattern Feed Plate Pitman End Bearing 38443 with 42525, 222050 and two 187b | 1 50 |
| 222050 | 12570 | Pattern Feed Plate Pitman End Bearing (right) Ball Stud | 25 |
| 446c | 12563 | Pattern Feed Plate Pitman End Bearing (right) Ball Stud Set Screw | 03 |
| *42525 | ---- | Pattern Feed Plate Pitman End Bearing (right) Cap | -- |
| 187b | 12570 | Pattern Feed Plate Pitman End Bearing (right) Cap Screw | 02 |

| No. | Plate | Name | Each |
|---------|-------|---|--------------------|
| 1697c | 12570 | Pattern Feed Plate Pitman End Bearing (right) Check Nut | \$ 03 ⁷ |
| 221949 | 12571 | Presser Bar | 30 |
| 2062A | 12570 | " " Lifter | 20 |
| 36c | 12570 | " " " Hinge Screw | 10 |
| 221950 | 12570 | " " Lifting Bracket with 453c | 1 50 |
| 453c | 12570 | " " " " Set Screw | 02 |
| 8111 | 12570 | " " Spring | 05 |
| 263b | 12570 | " " Thumb Screw (pressure reg ulating) | 20 |
| 222039 | 12573 | Presser Foot Bracket | 1 25 |
| 222081 | 12573 | " " Plate | 5 00 |
| 222082 | 12573 | " " " Cord Guide | 50 |
| 210b | 12573 | " " " " " Screw | 02 |
| 222041 | 12573 | " " " " Hinge Pin | 02 |
| 767b | 12573 | " " " " " Set Screw | 02 |
| 222042 | 12573 | " " " " Smoothing Plate | 75 |
| 222043 | 12573 | " " " " " Hinge Pin | 01 |
| 222044 | 12573 | " " " " " Shank | 35 |
| 1296c | 12573 | " " " " " Guide Screw | 02 |
| 222045 | 12573 | Presser Foot Smoothing Plate Spring | 02 |
| 222083 | 12573 | Presser Foot (hinged) complete, Nos. 210b, 767b, 1296c, 222039, 222041 to 222045, 222081 and 222082 | 00 |
| 221956 | 12570 | Presser Foot Lifting Cam | 90 |
| 402b | 12570 | " " " " " Screw | 02 |
| 221957 | 12570 | " " " " Lever with 1186c | 25 |
| 222067 | 12571 | " " " " " Driving Lever with 221960 and 221961 | 50 |
| 200696e | 12571 | Presser Foot Lifting Lever Driving Lever Interlocking Stud | 10 |
| 222068 | 12571 | Presser Foot Lifting Lever Driving Lever Interlocking Stud Bracket with 200362c | 75 |
| 200362c | 12571 | Presser Foot Lifting Lever Driving Lever Interlocking Stud Bracket Set Screw | 03 |
| 201625b | 12571 | Presser Foot Lifting Lever Driving Lever Interlocking Stud Nut | 15 |
| 222069 | 12571 | Presser Foot Lifting Lever Driving Lever Interlocking Stud Releaser | 40 |
| 200280b | 12571 | Presser Foot Lifting Lever Driving Lever Interlocking Stud Releaser Hinge Screw | 06 |
| 222070 | 12571 | Presser Foot Lifting Lever Driving Lever Interlocking Stud Spring | 02 |
| 222084 | ---- | Presser Foot Lifting Lever Driving Lever Interlocking Stud Bracket complete, Nos. 200280b, 200696e, 201625b and 222068 to 222070 | 1 50 |

| No. | Plate | Name | Each |
|---------|-------|--|---------|
| 221960 | 12574 | Presser Foot Lifting Lever Driving Lever Roller | \$ 12 5 |
| 221961 | 12574 | Presser Foot Lifting Lever Driving Lever Roller Stud | 04 |
| 221962 | 12574 | Presser Foot Lifting Lever Driving Lever Spring | 05 |
| 1186c | 12570 | Presser Foot Lifting Lever Pinch Screw | 01 |
| 222071 | 12574 | " " " " Shaft | 15 |
| 190d | 12564 | " " Screw | 03 |
| 222009 | 12575 | Ratchet Pawl | 25 |
| 221997 | 12575 | " " Bell Crank with 3812 and two 185c | 5 00 |
| 221998 | --- | Ratchet Pawl Bell Crank 221997 with 30c, 228c, 1654c, 222009 and 222010 | 5 50 |
| 38442 | 12575 | Ratchet Pawl Bell Crank Ball Stud | 25 |
| 446c | 12563 | " " " " " " Set Screw | 03 |
| 185c | 12575 | Ratchet Pawl Bell Crank Screw | 02 |
| *38127 | --- | " " Driving Eccentric | --- |
| *222073 | --- | " " " " " Body | --- |
| 1285c | 12575 | " " " " " " Position Screw | 01 |
| 443c | 12575 | Ratchet Pawl Driving Eccentric Body Set Screw | 03 |
| 21331 | 12575 | Ratchet Pawl Driving Eccentric Pressure Spring | 03 |
| 21332 | 12575 | Ratchet Pawl Driving Eccentric Pressure Spring Cap | 10 |
| 934d | 12575 | Ratchet Pawl Driving Eccentric Pressure Spring Cap Screw | 02 |
| 1103c | 12575 | Ratchet Pawl Driving Eccentric Regulating Screw | 15 |
| 196f | 12575 | Ratchet Pawl Driving Eccentric Set Screw | 02 |
| 222074 | 12575 | Ratchet Pawl Driving Eccentric complete, Nos. 196f, 443c, 934d, 1103c, 1285c, 21331, 21332, 38127 and 222073 | 5 00 |
| 222075 | 12571 | Ratchet Pawl Driving Pitman with 116c and two 145c | 1 50 |
| 145c | 12569 | Ratchet Pawl Driving Pitman Screw | 01 |
| 30c | 12575 | " " Hinge Screw | 08 |
| 1654c | 12575 | " " " " " Nut | 04 |
| 222010 | 12575 | " " Spring | 06 |
| 228c | 12575 | " " " " " Screw | 02 |
| 222062 | 12572 | " Wheel, 132 teeth, with 202120 | 1 75 |
| 222011 | 12575 | " " Stop with 222012 | 50 |
| 222012 | 12575 | " " " " " Position Pin | 01 |
| 222013 | 12575 | " " " " " Spring | 02 |
| 222014 | 12572 | " " Stud | 2 50 |
| 222015 | 12561 | " " " Bracket | 2 50 |

| No. | Plate | Name | Each |
|---------|-------|---|---------|
| 2049 | 12568 | Ratchet Wheel Stud Bracket Position Pin (2) | \$ 01 |
| 134d | 12575 | Ratchet Wheel Stud Bracket Screw (3) | 05 |
| 1504e | 12575 | " " " " " Nut | 06 |
| 222094 | --- | Ratchet Wheel Stud Bracket complete, Nos. 404d, 1504e, 1520e, 1610c, 201022c, 201024c, 201619c, 201857, 221998, 222011, 222014, 222015, 222017, 222049, 222062, 222098 and two 145c | 18 00 |
| 2996 | 12574 | Shuttle Bobbin | 05 |
| 221964 | 12574 | " " Case | 45 |
| 15141 | --- | " " " " Hinge, Nos. 2973, 2974 and 15140 | 25 |
| 15140 | 12571 | Shuttle Bobbin Case Latch | 10 |
| 2973 | 12574 | " " " " " Lever | 10 |
| 2974 | 12574 | " " " " " " Fulcrum Pin | Per 100 |
| 2975 | 12574 | Shuttle Bobbin Case Latch Spring | 02 |
| 592c | 12574 | " " " " " Stop Screw | 02 |
| 222108 | --- | " " " " " Position Finger | 10 |
| 2523 | --- | " " " " " " Rivet | Per 100 |
| 222080 | 12574 | Shuttle Bobbin Case Tension Spring | 10 |
| 591f | 12571 | " " " " " " Regulating Screw | 02 |
| 221965 | 12574 | Shuttle Bobbin Case complete, Nos. 591f, 592c, 2523, 2975, 15141, 221964, 222080 and 222108 | 85 75 |
| 15728 | 12576 | Shuttle Body | 100 |
| 221966 | 12576 | " Driver with two 462c | 01 |
| 2049 | 12568 | " " Position Pin | 02 |
| 462c | 12576 | " " Set Screw | 20 |
| 224810 | 12589 | " Pitman | 1 30 |
| 224811 | --- | " " 224810 with 201520c, 201610c, 224812 and 224813 | 1 00 |
| 222099 | 12576 | Shuttle Pitman Bell Crank | 15 |
| 221968 | 12576 | " " " " " Hinge Pin | 03 |
| 143c | 12575 | " " " " " " " Set Screw | 03 |
| 224812 | 12588 | Shuttle Pitman End Bearing (left) | 50 |
| 201640c | 12588 | " " " " " " Check Nut | 04 |
| 224813 | 12588 | Shuttle Pitman End Bearing (right) | 50 |
| 201520c | 12588 | " " " " " " Check Nut | 04 |
| 375c | 12566 | Shuttle Pitman Hinge Screw (2) | 12 |
| 1518c | 12564 | " " " " " " Nut (2) | 01 |
| 11049 | 12577 | " Race Back | 40 |
| 2532 | 12576 | " " " " " Position Pin | Per 100 |

| No. | Plate | Name | Each |
|---------|-------|--|------------|
| 2533 | 12577 | Shuttle Race Back Spring | \$ 12 |
| 648D | 12576 | " " " " Screw | 07 |
| 221969 | 12577 | " " Body | 1 50 |
| 202126 | 12576 | " " " Position Pin | 01 |
| 145F | 12569 | " " " Screw (2) | 01 |
| 221970 | 12572 | " " Bracket | 2 10 |
| 14051 | 12576 | " " " Adjusting Slide | 30 |
| 14105 | 12576 | " " " " " Position Pin (2) | Per 100 25 |
| 211F | 12569 | Shuttle Race Bracket Adjusting Slide Screw (2) | 02 |
| 146D | 12576 | Shuttle Race Bracket Screw (3) | 05 |
| 221971 | ----- | Shuttle Race Bracket complete, Nos. 7317, 14031, 22157, 29176, 221966, 221970 and three 2049 | 6 00 |
| 222076 | 12577 | Shuttle Race Cap | 2 00 |
| 335E | 12576 | " " " Screw | 02 |
| 221973 | ----- | Shuttle Race complete, Nos. 648D, 2533, 14049, 221969, 222076, two each 335E and 2532 | 4 25 |
| 221974 | 12578 | Spreader Arm | 1 35 |
| 221975 | 12578 | " " Arm | 50 |
| 221976 | 12578 | " " Crank (lower) with 1340c and 201026c | 70 |
| 221977 | 12578 | Spreader Arm Crank (lower) Link | 25 |
| 201023c | 12578 | " " " " " Hinge Screw (2) | 06 |
| 1547E | 12563 | Spreader Arm Crank (lower) Link Hinge Screw Nut (2) | 03 |
| 1340c | 12588 | Spreader Arm Crank (lower) Position Screw | 01 |
| 201026c | 12578 | Spreader Arm Crank (lower) Set Screw | 03 |
| 222058 | 12578 | " " " " (upper) with 1340c and 201026c | 70 |
| 201026c | 12578 | Spreader Arm Crank (upper) Set Screw | 03 |
| 1340c | 12588 | " " " " " Position Screw | 04 |
| 222102 | 12589 | Spreader Arm Crank Shaft | 35 |
| 222106 | 12588 | " " " " Bushing | 30 |
| 200364c | 12588 | " " " " " Set Screw | 1 03 |
| 222091 | 12578 | Spreader Arm Position Collar (lower) with two 201093F | 20 |
| 221980 | 12578 | Spreader Arm Position Collar (upper) with two 201093F | 20 |
| 201093F | 12578 | Spreader Arm Position Collar Set Screw | 02 |
| 222088 | 12578 | " Driving Arm | 60 |
| 222085 | 12572 | " " " 222088 with 2022, 200364F, 201881 and 222087 | 1 15 |

| No. | Plate | Name | Each |
|---------|-------|--|-------|
| 221982 | 12572 | Spreader Driving Arm Pitman | \$ 20 |
| 222059 | ----- | " " " " 221982 with 1520E, 1697c, 1698c, 222023, 222058 and 224828 | 4 00 |
| *38414 | ----- | Spreader Driving Arm Pitman End Bearing (back) | --- |
| 224828 | 12579 | Spreader Driving Arm Pitman End Bearing 38414 with 42524, 201214c and two 187D | 1 50 |
| 201214c | 12579 | Spreader Driving Arm Pitman End Bearing (back) Ball Screw Stud | 15 |
| *42524 | ----- | Spreader Driving Arm Pitman End Bearing (back) Cap | --- |
| 187D | 12570 | Spreader Driving Arm Pitman End Bearing (back) Cap Screw | 07 |
| 1698c | 12570 | Spreader Driving Arm Pitman End Bearing (back) Check Nut | 00 |
| *38413 | ----- | Spreader Driving Arm Pitman End Bearing (front) | --- |
| 222023 | 12579 | Spreader Driving Arm Pitman End Bearing 38413 with 679c, 42525 and two 187D | 1 50 |
| 679c | 12579 | Spreader Driving Arm Pitman End Bearing (front) Ball Screw Stud | 15 |
| 1520F | 12569 | Spreader Driving Arm Pitman End Bearing (front) Ball Screw Stud Nut | 00 |
| *42525 | ----- | Spreader Driving Arm Pitman End Bearing (front) Cap | --- |
| 187D | 12570 | Spreader Driving Arm Pitman End Bearing (front) Cap Screw | 00 |
| 1697c | 12570 | Spreader Driving Arm Pitman End Bearing (front) Check Nut | 00 |
| 2022 | 12578 | Spreader Driving Arm Position Pin | 01 |
| 201816 | 12578 | " " " " Roller | 12 |
| 201881 | ----- | " " " " " 201816 with 201141 | 22 |
| 201141 | 12588 | Spreader Driving Arm Roller Stud | 10 |
| 200364F | 12588 | " " " " " " Set Screw | 03 |
| 222087 | 12578 | Spreader Driving Arm Shaft | 50 |
| 222086 | 12578 | " " " " " Collar with 200380c | 20 |
| 200380c | 12578 | Spreader Driving Arm Shaft Collar Set Screw | 02 |
| 222052 | 12572 | Spreader Driving Cam with 1285c and 1490c | 1 75 |
| 1285c | 12575 | Spreader Driving Cam Position Screw | 01 |
| 1490c | 12579 | " " " " Set Screw | 01 |
| 226D | 12578 | " Screw (2) | 02 |
| 221985 | 12572 | Tension Bracket with 221989 and two 454c | 1 25 |

| No. | Plate | Name | Each |
|--------|-------|---|-------|
| 647F | 12579 | Tension Bracket Screw (2) | \$ 03 |
| 221986 | ----- | Tension Bracket complete, Nos. 190b, 231c, 221985, 221987, 221988, 222038, 222060, two each 724b, 1013c, 1560b, 10148, 22179, 29662 and four 2102 | 3 75 |
| 2102 | 12563 | Tension Disc | 05 |
| 221987 | 12579 | " Releaser | 75 |
| 221988 | 12579 | " " Adjusting Piece | 25 |
| 231c | 12562 | " " " " Screw | 03 |
| 724b | 12579 | " " Screw | 05 |
| 222038 | 12579 | " " Spring | 04 |
| 221989 | 12579 | " " " Hook | 02 |
| 10148 | 12563 | " Spring | 03 |
| 1043c | 12579 | " Stud | 12 |
| 196b | 12575 | " " Set Screw | 02 |
| 1560b | 12563 | " Thumb Nut | 04 |
| 222060 | 12579 | " Thread Eyelet (double) | 10 |
| 190b | 12564 | " " " Screw | 03 |
| 221990 | 12579 | Thread Guide (lower) | 03 |
| 12149 | 12579 | " " (upper) | 05 |
| 222054 | 12572 | " Take-up Cam with 448c, 743c and 1036c | 1 75 |
| 222055 | 12572 | Thread Take-up Cam 222054 with 1266c, 221908, 221945, 221946, 221956 and two 402b | 6 75 |
| 743c | 12579 | Thread Take-up Cam Position Screw | 05 |
| 448c | 12562 | " " " Set Screw | 03 |
| 222078 | 12580 | " " Lever with 201880 and 222103 | 75 |
| 76c | 12567 | " " " Hinge Screw | 06 |
| 201880 | 12580 | " " " Roller | 12 |
| 222103 | 12588 | " " " " Cap | 08 |
| 2410 | 12580 | " " Roller | 25 |
| 810b | 12580 | " " " Stop Screw | 03 |
| 221994 | 12580 | " " " Stud | 50 |
| 221995 | ----- | " " " " 221994 with 810b and two 2410 | 1 00 |
| 446c | 12563 | Thread Take-up Roller Stud Set Screw .. | 03 |
| 29662 | 12580 | " " Spring | 03 |
| 22179 | 12580 | " " Regulator with 196b .. | 30 |
| 454c | 12564 | " " " " Set Screw | 02 |

ACCESSORIES

| No. | Plate | Name | Each |
|-----------------------------------|-------|---|-------------|
| 25527b | 12581 | Cloth Guide | \$ 10 |
| 287b | 12563 | " " Thumb Screw | 10 |
| 36553 | 12583 | Tweezers | 10 |
| 16 x 99 | ----- | Needles, twelve, size 14 | Per doz. 20 |
| 222100 | ----- | Drip Pan, 17½ in. long, with four wire nails | 1 50 |
| 12361 | 12581 | Machine Hinge Connection (2) | 15 |
| 44400 | 12583 | " Rest Pin (wood) | 04 |
| 36578 | 12583 | Oiler with 36579 | 10 |
| 36579 | 12583 | " Spout 3 in. long | 06 |
| 225198 | 12583 | Screw Driver, 7¼ in. long | 15 |
| 2996 | 12574 | Shuttle Bobbin (5) | 05 |
| 225197 | 12583 | " " Case Screw Driver | 10 |
| 25086 | 12583 | Wrench | 10 |
| 25200 | 12583 | " | 10 |
| BOBBIN WINDER | | | |
| Swing Automatic Right Hand | | | |
| 27552 | 12581 | Base | 15 |
| 15072 | ----- | Bobbin Position Pin | Per 100 10 |
| 27302 | 12581 | Frame | 15 |
| 32b | 12581 | " Hinge Screw | 10 |
| 27303 | 12581 | " Spring | 03 |
| 27553 | 12581 | Pulley | 20 |
| 27538 | 12581 | Spindle with 15072 | 20 |
| 27306 | 12581 | Spool Pin | 05 |
| 27307 | 12581 | " Stand | 10 |
| 27308 | 12581 | Spool Stand complete, Nos. 418b, 1562b, 2106, 10141, 11241, 27306, 27307, two each 2155 and wood screws 1 in., No. 10 | 35 |
| 11241 | ----- | Spool Washer (cloth) | Per 100 25 |
| 27312 | 12581 | Stop Latch | 08 |
| 35b | 12581 | " " Hinge Screw | 07 |
| 2155 | 12581 | Tension Disc | 02 |
| 1562b | 12581 | " Regulating Thumb Nut | 04 |
| 418b | 12581 | " Screw Stud | 08 |
| 10141 | 12581 | " Spring | 01 |
| 2106 | 12581 | " Thread Guide | 01 |
| 27650 | 12581 | Bobbin Winder, Nos. 32b, 35b, 27302, 27303, 27312, 27538, 27552, 27553 and two wood screws 1 in., No. 7 | 1 00 |
| 27554 | ----- | Bobbin Winder complete, Nos. 27308 and 27650 | 1 35 |

THREAD UNWINDER

FOR FOUR LARGE SPOOLS OR FOUR LARGE CONES

OF THREAD

| No. | Plate | Name | Each |
|-------|-------|--|-------|
| 27623 | 12586 | Spool Pin | \$ 08 |
| 155c | 12581 | " " Set Screw | 03 |
| 41534 | 12586 | " Rest | 50 |
| 41535 | ----- | " " 41534 with 1149c, four each 155c and 27623 | 1 00 |
| 1149c | 12581 | Spool Rest Set Screw | 04 |
| 27940 | 12586 | " Stand with 453c | 20 |
| 41514 | 12586 | " Weight, 1 in. diam., with 41515 | 15 |
| 41515 | 12586 | " " Center Pin | 05 |
| 27739 | 12586 | Thread Cone (wood) | 05 |
| 41633 | 12586 | " Guard with 208c and four 41569 | 45 |
| 41569 | 12586 | " " Eyelet | 02 |
| 41637 | 12586 | " " Rod (lower) | 10 |
| 41638 | 12586 | " " " (upper) | 15 |
| 41639 | 12586 | " " " Coupling with two 456c | 20 |
| 456c | 12563 | " " " " Set Screw | 02 |
| 41640 | ----- | Thread Guard Rod complete, 20 in. long, Nos. 41637 to 41639 | 45 |
| 453c | 12570 | Thread Guard Rod Set Screw | 02 |
| 208c | 12563 | " " Screw | 02 |
| 41537 | 12586 | Thread Unwinder complete, for four large spools or four large cones of thread, Nos. 27940, 41535, 41633, 41640, three wood screws 1 in., No. 12, and four each 27739 and 41514 | 2 80 |

KNEE LIFTER

| | | | |
|-------|-------|---|------|
| 2763 | 12561 | Rock Shaft | 10 |
| 2777 | 12561 | " " 2763 with 2768, 2770, 2778, 6337 and two 12242 | 1 00 |
| 12242 | 12561 | Rock Shaft Hanger with two wood screws 1 in., No. 10 | 08 |
| 2765 | 12561 | Rock Shaft Knee Arm | 10 |
| 2766 | 12561 | " " " " Hub with 356c | 15 |
| 356c | 12581 | " " " " " Set Screw | 06 |
| 2768 | ----- | Rock Shaft Knee Arm complete, Nos. 2765 to 2767 | 40 |
| 2767 | 12561 | Rock Shaft Knee Plate with 356c | 18 |
| 356c | 12581 | " " " " " Set Screw | 06 |
| 6337 | 12561 | " " " " " Lifting Bracket with two 356c | 20 |
| 2778 | 12561 | " " " " " Hook | 05 |
| 356c | 12581 | " " " " " " Set Screw | 06 |
| 356c | 12581 | " " " " " " Set Screw | 06 |
| 2770 | 12561 | " " " " " Stop Dog with 356c | 12 |

| No. | Plate | Name | Each |
|------|-------|-------------------------------------|-------|
| 356c | 12581 | Rock Shaft Stop Dog Set Screw | \$ 06 |

(Other Knee Lifter parts are listed with parts of machine head).

FEED DOGS

| No. | Plate | Name | Each |
|--------|-------|-----------------|--------|
| 222057 | 12565 | Feed Dog (fine) | \$3.25 |
| 222095 | 12565 | " " (coarse) | 3.25 |

PATTERN CAMS

| No. | Plate | Name | Each |
|--------|-------|-------------|--------|
| 222005 | 12585 | Pattern Cam | \$1.50 |
| 222026 | 12585 | " " | 1.50 |
| 222027 | 12585 | " " | 1.50 |
| 222028 | 12585 | " " | 1.50 |
| 222029 | 12585 | " " | 1.50 |
| 222030 | 12585 | " " | 1.50 |
| 222031 | 12585 | " " | 1.50 |
| 222032 | 12585 | " " | 1.50 |
| 222033 | 12585 | " " | 1.50 |
| 222034 | 12585 | " " | 1.50 |
| 222035 | 12585 | " " | 1.50 |
| 222036 | 12585 | " " | 1.50 |
| 222049 | 12585 | " " | 1.50 |
| 222079 | 12585 | " " | 1.50 |
| 222092 | 12585 | " " | 1.50 |
| 222121 | 12587 | " " | 1.50 |
| 222122 | 12587 | " " | 1.50 |
| 222123 | 12587 | " " | 1.50 |
| 222124 | 12587 | " " | 1.50 |
| 222125 | 12587 | " " | 1.50 |
| 222126 | 12587 | " " | 1.50 |
| 222127 | 12587 | " " | 1.50 |

From the library of: Diamond Needle Corp

RATCHET WHEELS

| No. | Plate | Name | Each |
|--------|-------|---|--------|
| 222008 | — | Ratchet Wheel, 48 teeth, with 202120..... | \$1.75 |
| 222048 | — | " " 66 teeth, with 202120..... | 2.00 |
| 222061 | — | " " 116 teeth, with 202120..... | 1.75 |
| 222062 | 12572 | " " 132 teeth, with 202120..... | 1.75 |
| 222063 | — | " " 144 teeth, with 202120..... | 1.75 |

UNDER DRIVER

BALL BEARING, RIGHT HAND, ROUND BELT, TWO SPEED

| No. | Plate | Name | Each |
|---------|-------|--|--------|
| 227370 | 11126 | Cone Pulley, two speed, 12 in. and 5½ in. belt diam., with 227553 | \$1.35 |
| 25362 | 12321 | Cone Pulley Ball, size ¾ inch..... Per 100 | 80 |
| 204100 | 12321 | " " " Bearing Cup | 12 |
| 204101 | 12321 | " " " Cap | 02 |
| 204102 | 12321 | " " " Retaining Spring | 05 |
| 227553 | 12322 | Cone Pulley Ball Cup complete, Nos. 204100 to 204102 and thirteen 25362..... | 15 |
| 202459 | 11126 | Driving Pulley, 7¼ in. diam., with 202460 and 204105 | 75 |
| 202460 | 11126 | Driving Pulley Friction Ring (leather)..... | 05 |
| 204105 | 12321 | " " " " Stop Pin | 01 |
| 227743 | — | " " Shaft (hollow) with 204109, 204110, 204112 and two 204111..... | 60 |
| 202461 | 11126 | Driving Pulley Shaft 227743 with 204107, 204108 and eleven 25303 | 1.00 |
| 25303 | 12321 | Driving Pulley Shaft Ball, size ¼ in. Per 100 | 1.00 |
| 204107 | 12321 | " " " " Cup | 10 |
| 204108 | 12321 | " " " " Cap | 02 |
| 204109 | — | " " " Oil Plug | 01 |
| 204110 | — | " " " Oiling Leather | 02 |
| 204111 | — | " " " " Pin (leather) | 01 |
| 204112 | 12322 | Driving Pulley Shaft Oiling Wick..... | 01 |
| 200524c | 12321 | " " " Set Screw | 06 |
| 204113 | 12321 | " " " Thimble | 10 |
| 227734 | 11126 | Frame with 200524c | 80 |
| 202463 | 11126 | Lever (compression) with 204117, two each 200524c and 202845 | 15 |
| 227735 | 11126 | Lever Brake with 200524c, 204122 and two 200374c | 35 |
| 227736 | 11126 | Lever Brake 227735 with 200082b and 227737 | 60 |
| 227737 | 11126 | Lever Brake Belt Guard | 20 |
| 200082b | 12321 | " " " " Screw | 03 |
| 204122 | 12322 | " " " Leather | 05 |
| 200374c | 12321 | " " " Set Screw | 02 |
| 200524c | 12321 | " " " Set Screw | 06 |
| 204123 | 12322 | " " " Spring | 05 |
| 204117 | 12321 | " " Compression Plate | 10 |
| 202845 | 12321 | " " " Rivet | 01 |
| 202464 | 11126 | " " Shaft with 202302 | 20 |
| 202302 | 12321 | " " " Cotter Pin | 01 |

From the library of: Diamond Needle Corp

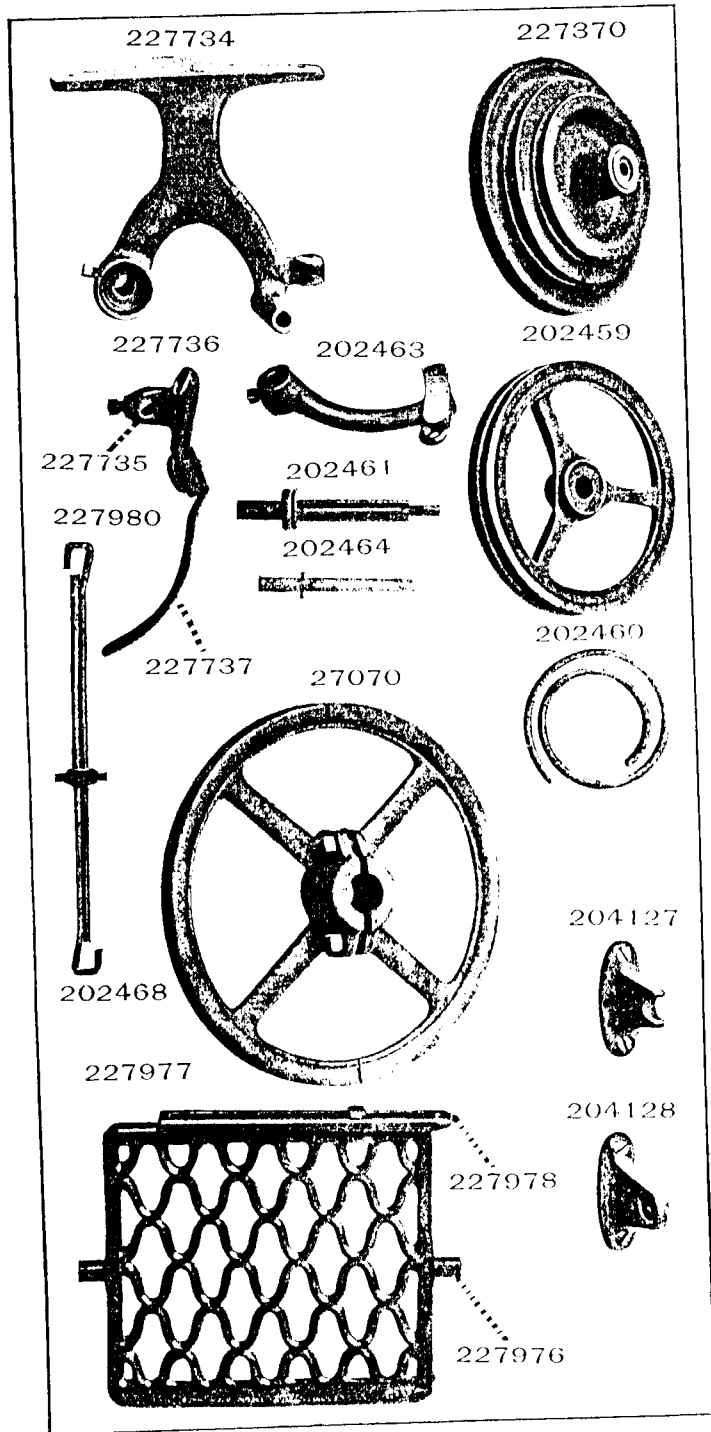
| No. | Plate | Name | Each |
|---------|-------|--|--------|
| 200524c | 12321 | Lever Compression Shaft Set Screw | \$.06 |
| 27070 | 11126 | Shaft Pulley (sectional, grooved) 10 in. diam., 1 3/8 in. bore, with two 597c | .45 |
| 597c | 12581 | Shaft Pulley Clamping Screw | .08 |
| 227976 | 11126 | Treadle with 200540b | .45 |
| 227977 | 11126 | " 227976 with 227978 | .60 |
| 227978 | 11126 | " Adjustable Connecting Slide | .15 |
| 200540b | 12581 | " " " " Set Screw | .10 |
| 202468 | 11126 | Treadle Pitman Rod (lower or upper) | .05 |
| 204126 | 12321 | " " " Clamp with two 200530c | .20 |
| 200530c | 12321 | Treadle Pitman Rod Clamp Set Screw | .05 |
| 227980 | 11126 | Treadle Pitman complete, Nos. 204126 and two 202468 | .30 |
| 204127 | 11126 | Treadle Stand (left) with two wood screws 1 in., No. 13 | .08 |
| 204128 | 11126 | Treadle Stand (right) with two wood screws 1 in., No. 13 | .08 |
| 227981 | — | Treadle and Stand complete, Nos. 204127, 204128 and 227977 | .75 |
| 227982 | — | Treadle and Pitman complete, Nos. 227980 and 227981 | .90 |
| 227740 | — | Transmitter complete, Nos. 202459, 202461, 202463, 202464, 204113, 204123, 227370, 227734, 227736 and three wood screws 1 3/8 in., No. 15 | 3.00 |
| 227985 | — | Under Driver (ball bearing), lever pres- sure, right hand, two speed, complete, Nos. 27070, 227740 and 227982 | 4.00 |

OBSOLETE PARTS

| No. | Plate | Name | Each |
|--------|-------|---|--------|
| 221930 | 12564 | Feed Bar Lifting Crank Roller Stud | \$.25 |
| 221936 | 12566 | " Lifting Cam with 155c and 1299c | 2.50 |
| 221939 | 12571 | " " Rock Shaft Crank Con- nection with 221940 and two 1057c | 2.25 |
| 221940 | 12566 | Feed Lifting Rock Shaft Crank Con- nection Cap, for 221939 | .20 |
| 221944 | 12582 | Needle Bar | 1.00 |
| 221948 | 12582 | " Holder with two 196c | 2.00 |
| 222040 | — | Presser Foot Plate | 5.50 |
| 222046 | — | Presser Foot (hinged) complete, Nos. 767b, 1296c and 222039 to 222045 | 10.00 |
| 221958 | 12582 | Presser Foot Lifting Lever Driving Lever with 1036c | 1.25 |
| 221959 | — | Presser Foot Lifting Lever Driving Lever 221958 with 221960 and 221961 | 1.40 |
| 221963 | 12582 | Presser Foot Lifting Lever Shaft | .15 |
| 222000 | 12582 | Ratchet Pawl Driving Eccentric with 455c and 1299c | 2.50 |
| 222001 | 12582 | Ratchet Pawl Driving Pitman with 440c and two 145c | 1.50 |
| 221967 | 12572 | Shuttle Pitman | 1.00 |
| 221972 | 12582 | " Race Cap | 2.00 |
| 221979 | 12572 | Spreader Arm Crank Shaft | .35 |
| 221981 | 12582 | " Driving Arm | .50 |

From the library of: Diamond Needle Corp.

PLATE 11126—ONE-SIXTH SIZE



From the library of: Diamond Needle Corp

PLATE 12560—ONE-HALF SIZE

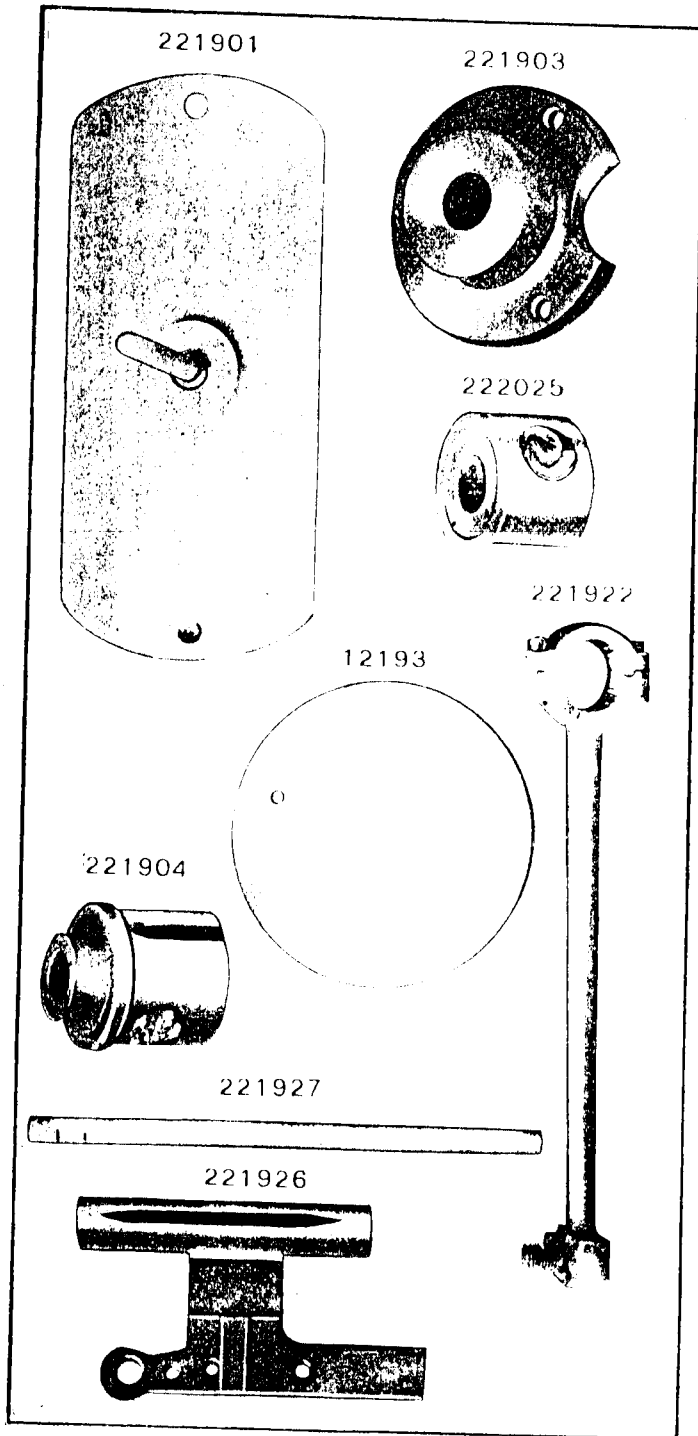


PLATE 12561—ONE-FOURTH SIZE

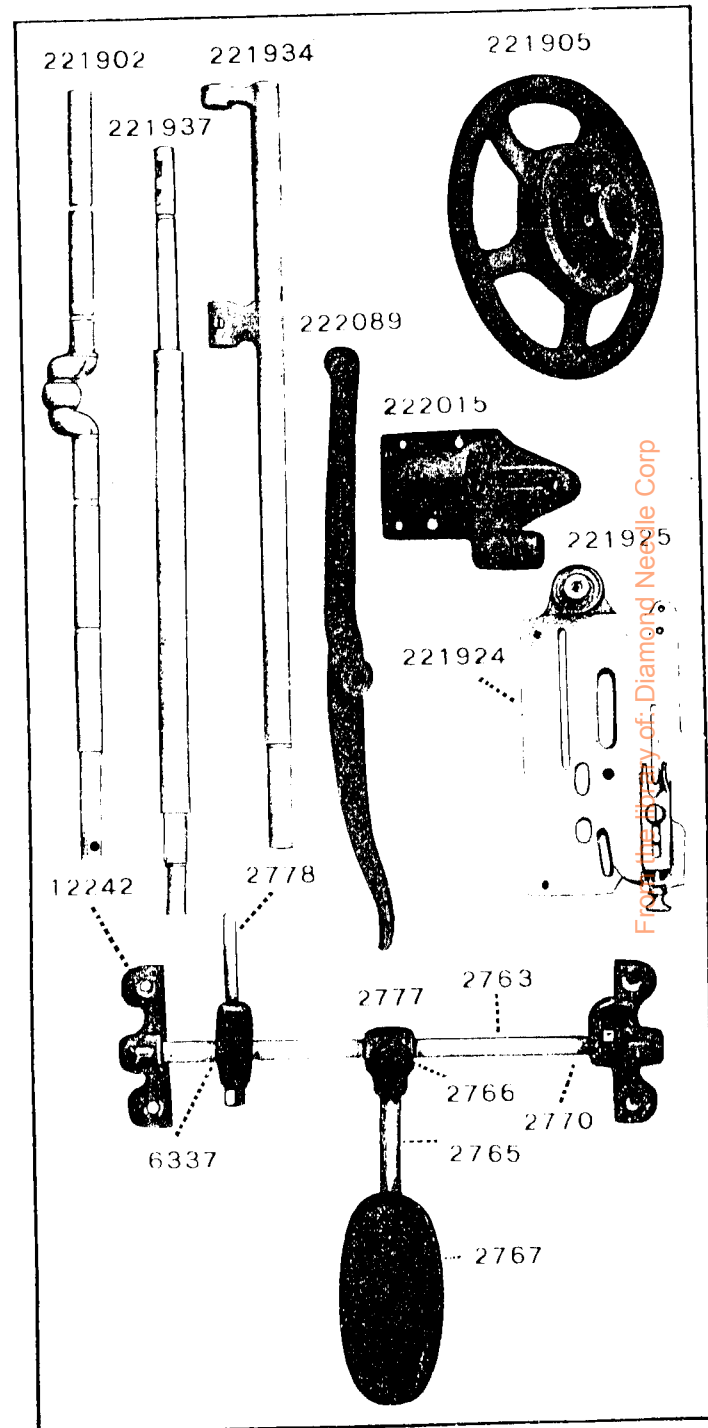


PLATE 12562 -FULL SIZE

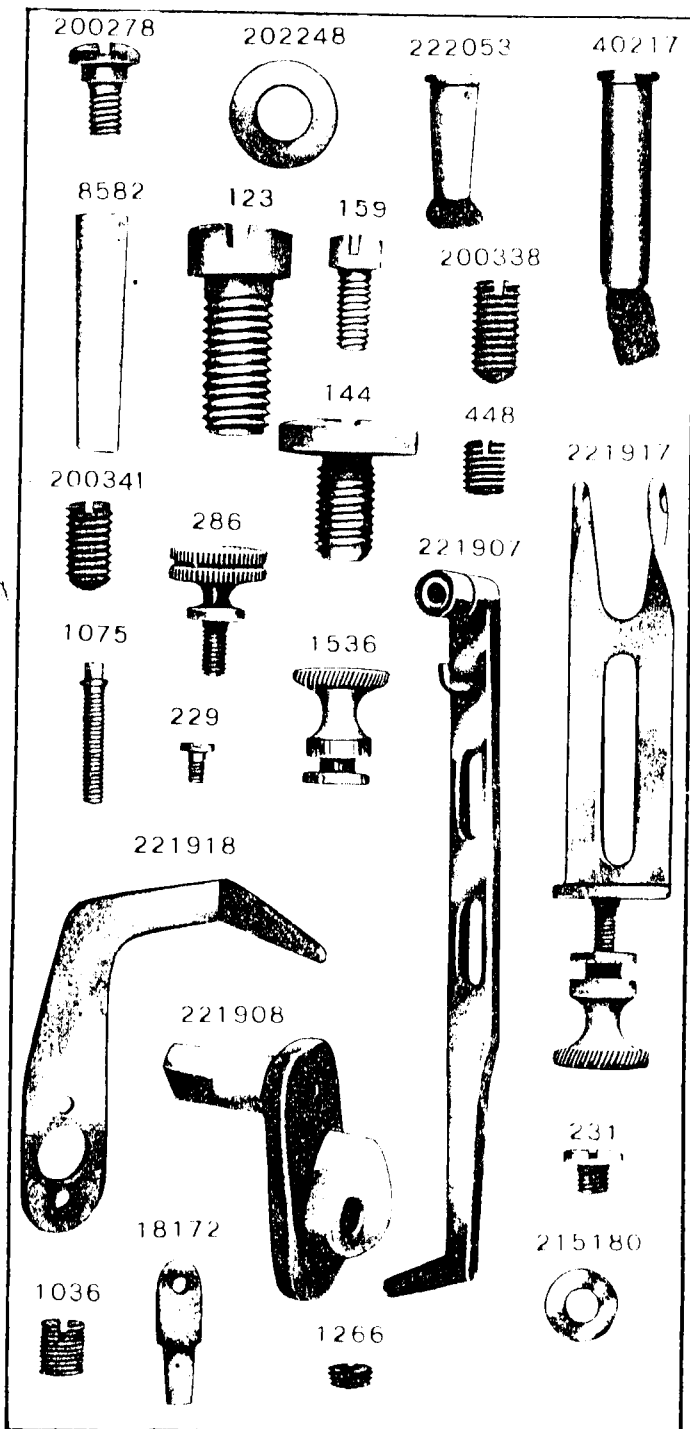
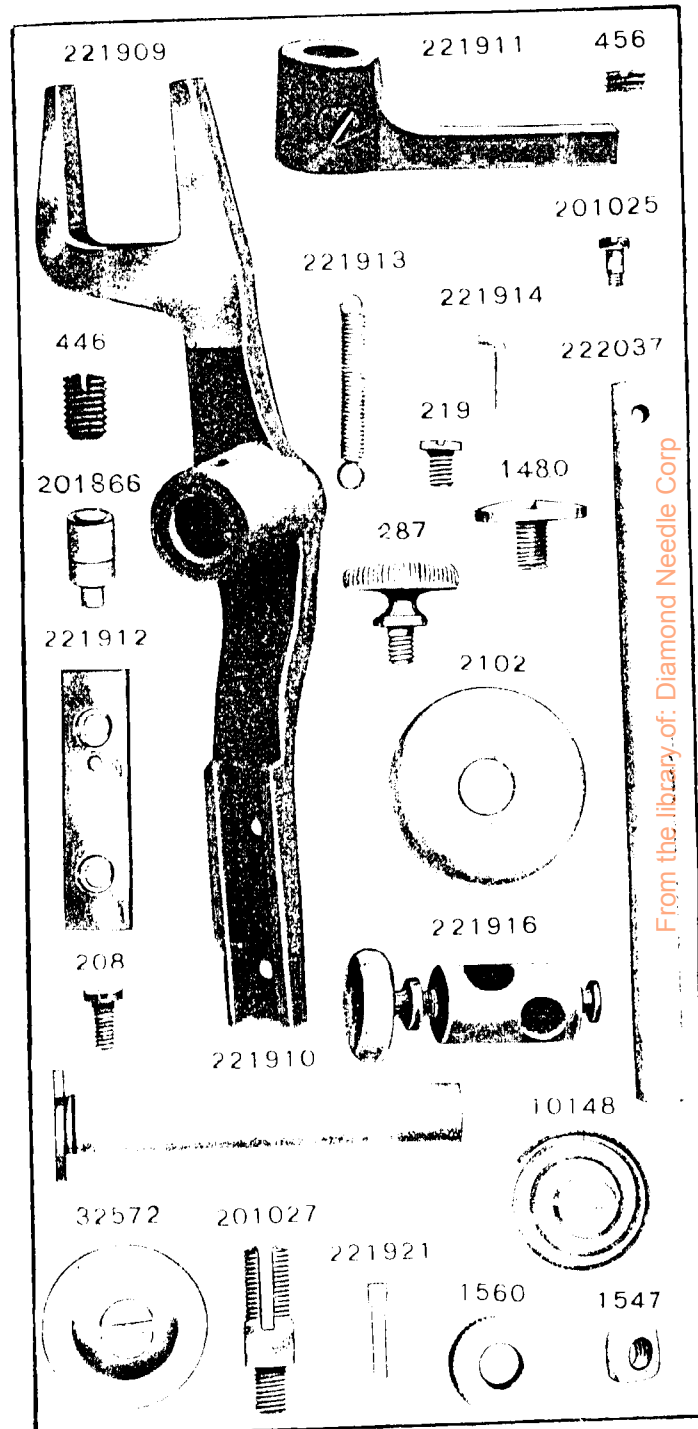


PLATE 12563 -FULL SIZE



From the library of: Diamond Needle Corp

PLATE 12564 -FULL SIZE


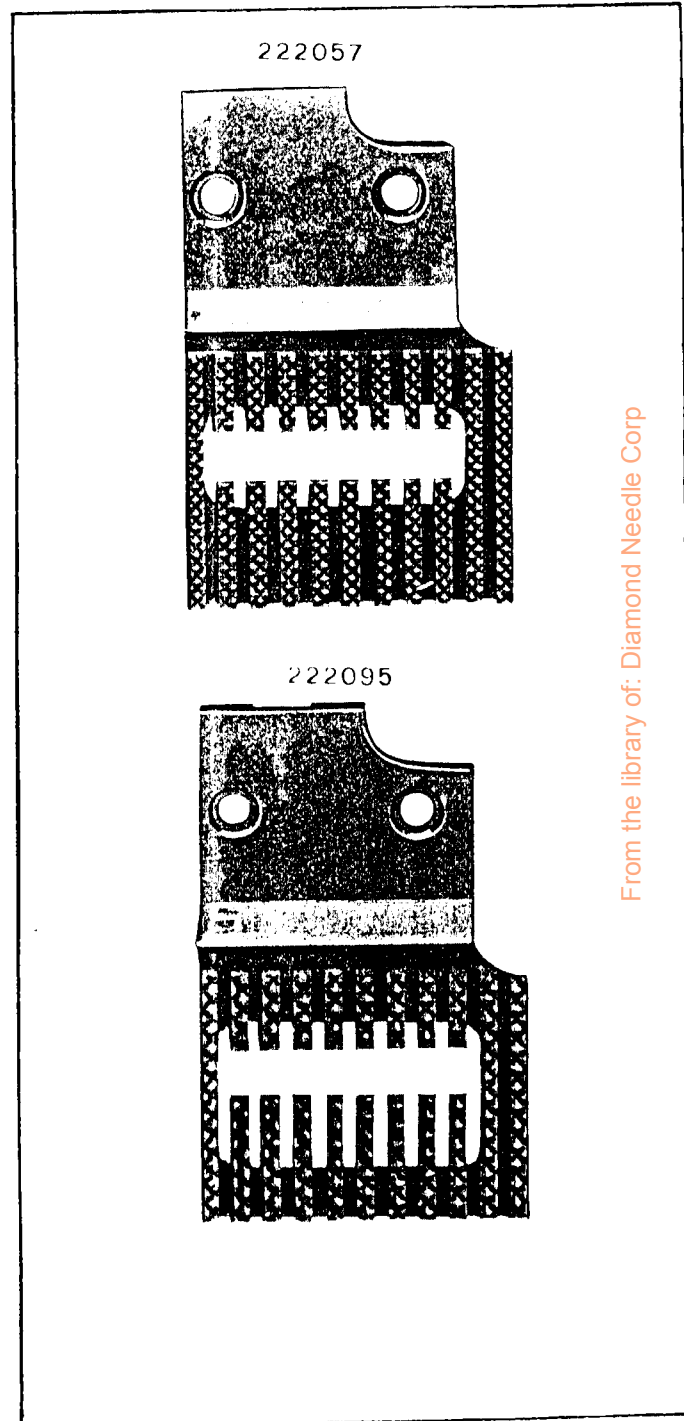


PLATE 12565 -FULL SIZE



From the library of: Diamond Needle Corp

PLATE 12566 -FULL SIZE

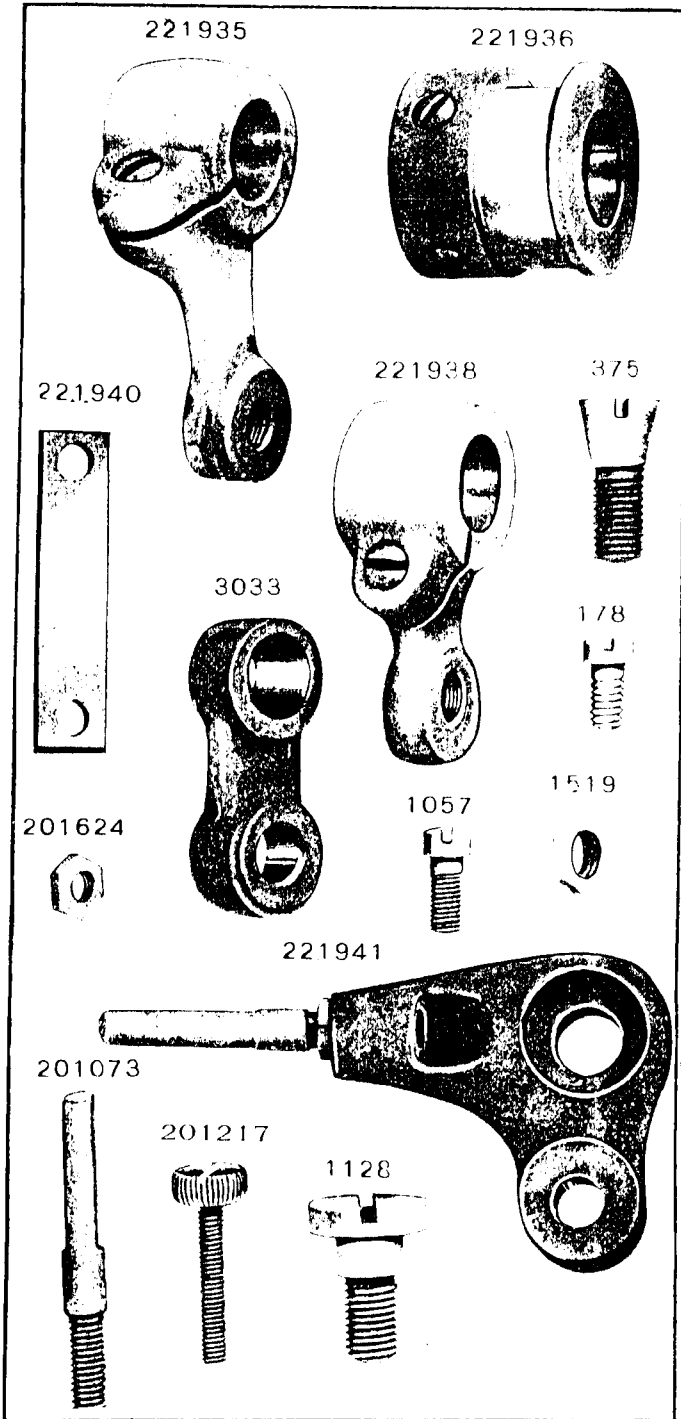



PLATE 12567 -FULL SIZE



From the library of: Diamond Needle Corp

PLATE 12568 -FULL SIZE


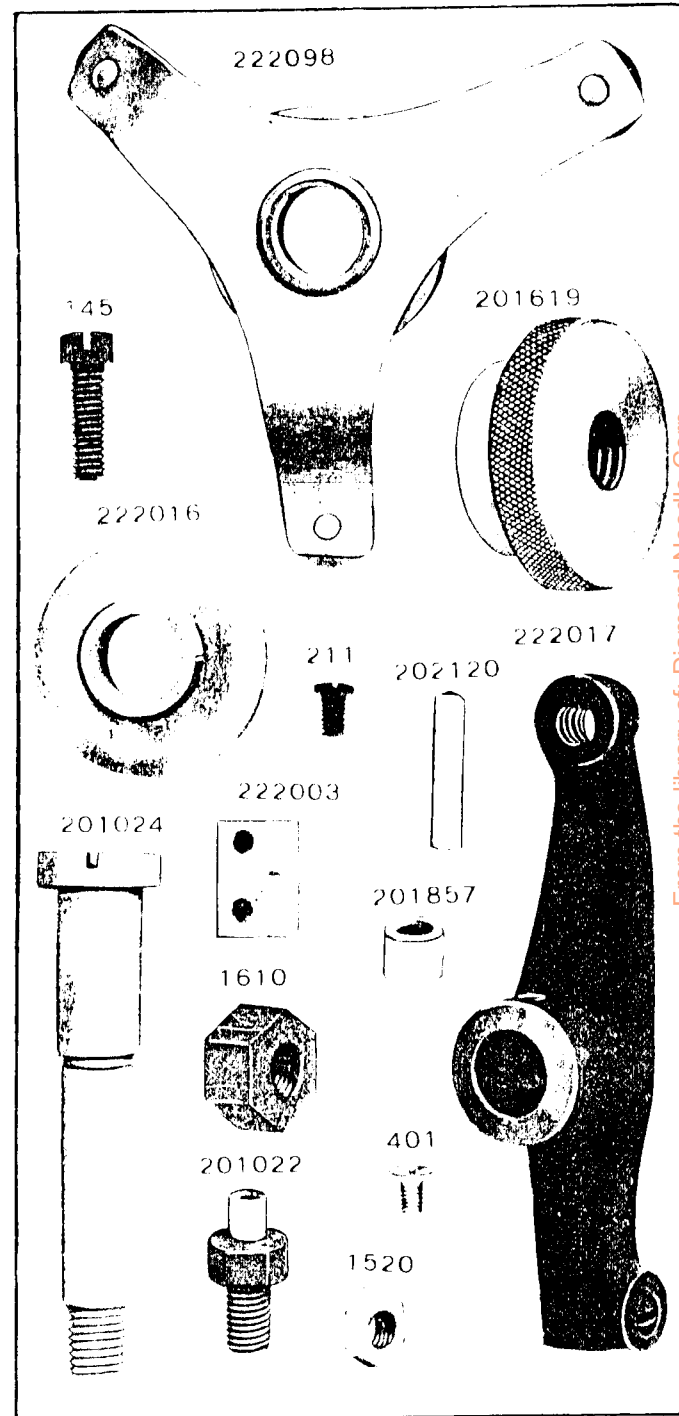


PLATE 12569 -FULL SIZE



From the library of Diamond Needle Corp

PLATE 12570 -FULL SIZE

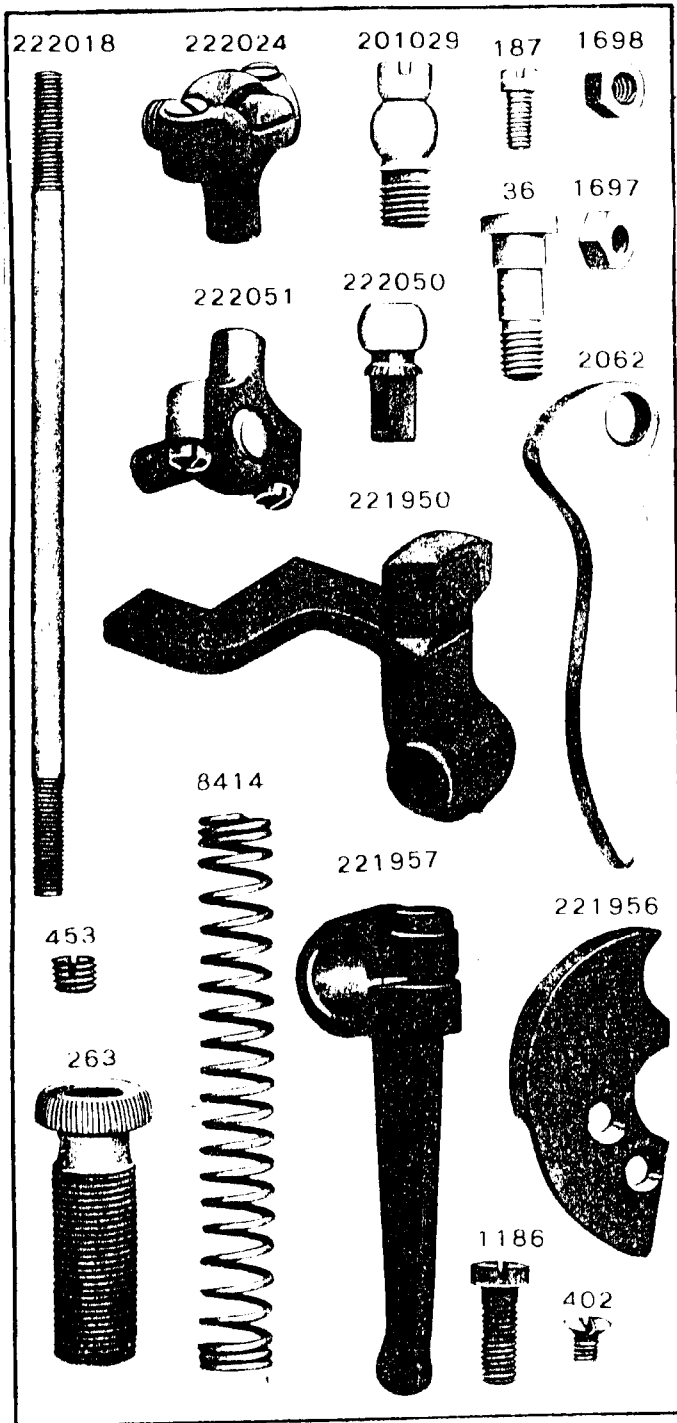


PLATE 12571 -ONE-HALF SIZE

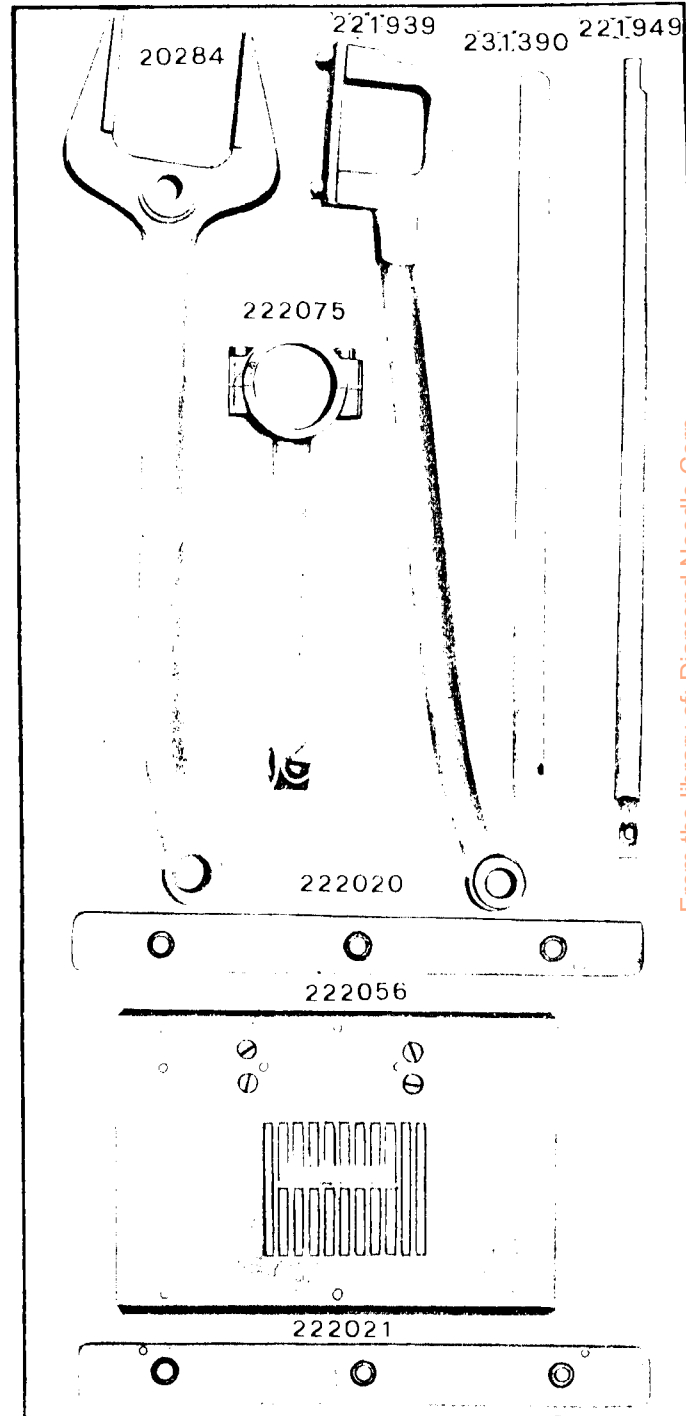


PLATE 12572-ONE-HALF SIZE

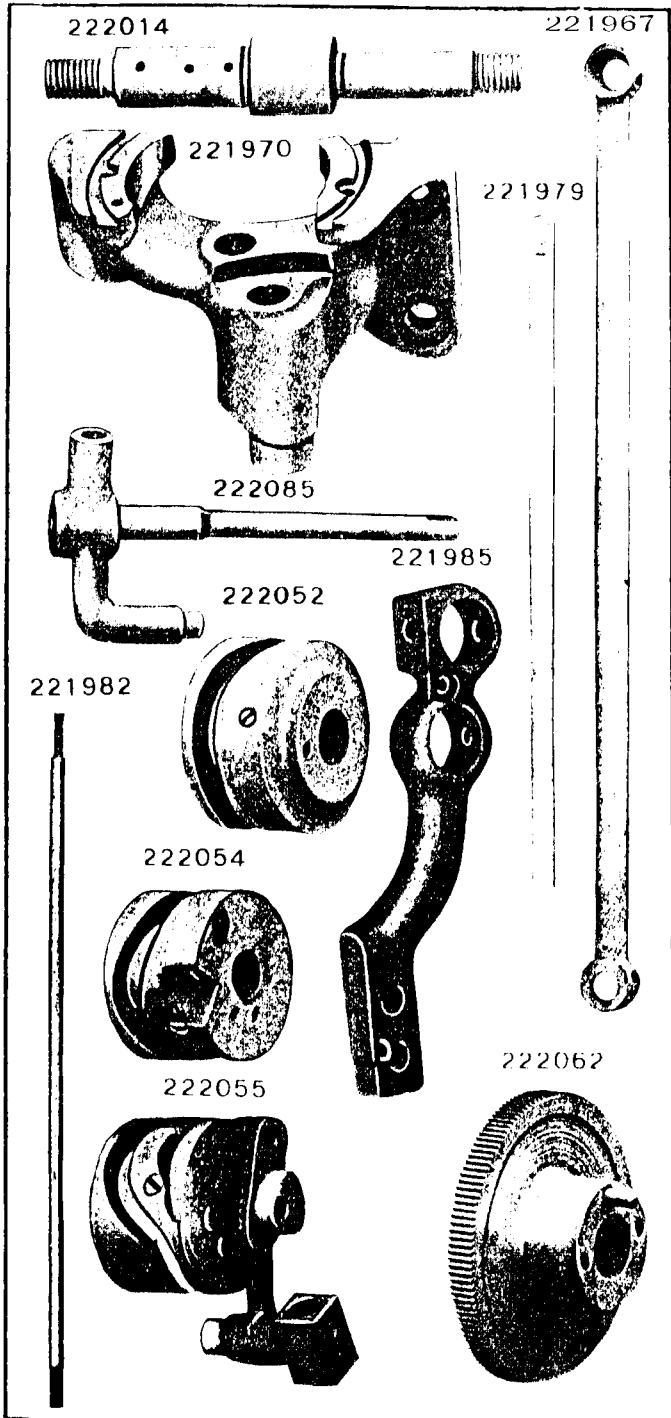
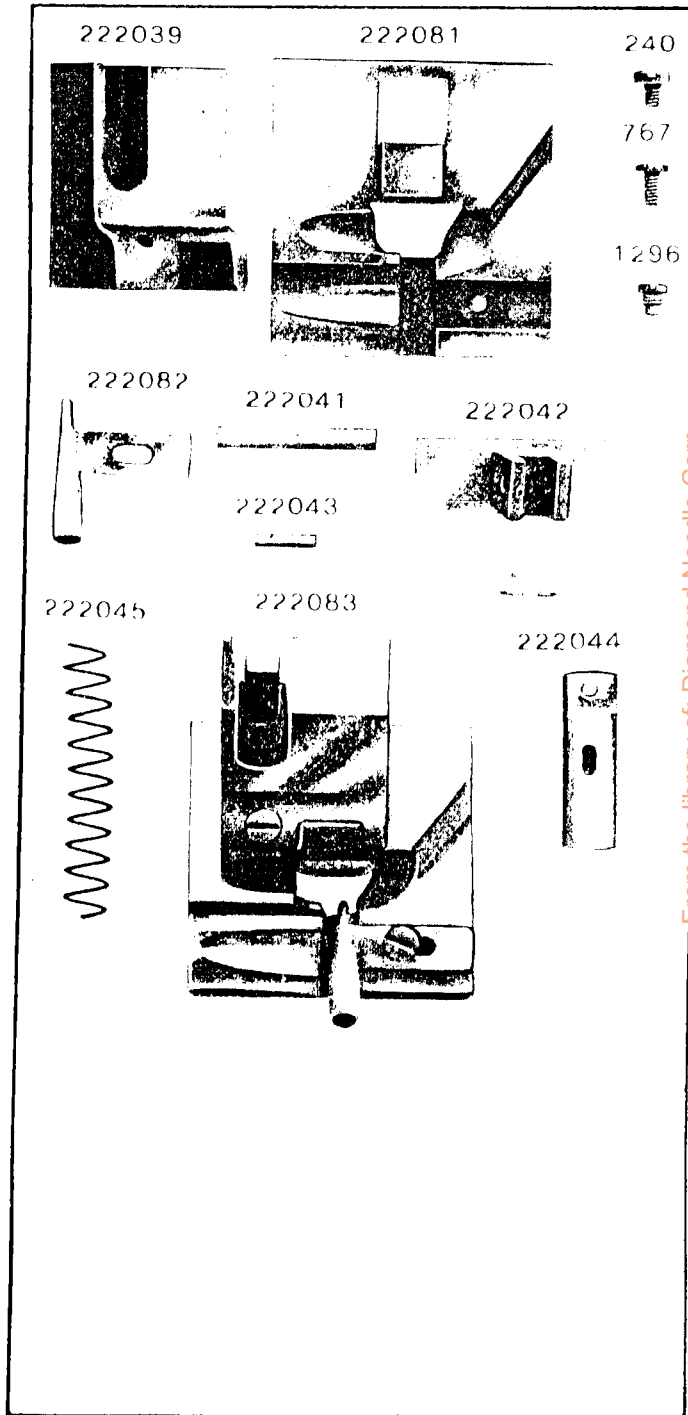


PLATE 12573-FULL SIZE



From the library of: Diamond Needle Corp

PLATE 12574 -FULL SIZE

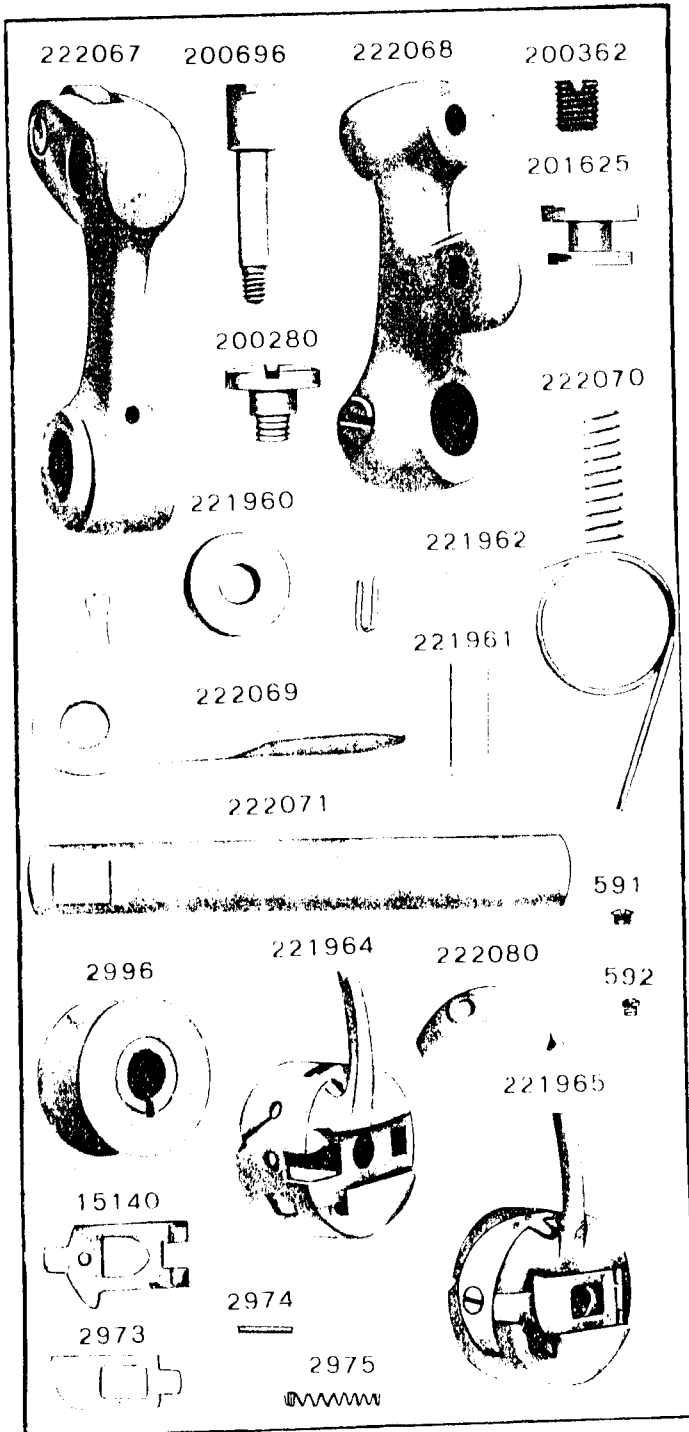



PLATE 12575 -FULL SIZE



From the library of Diamond Needle Corp

PLATE 12576 -FULL SIZE

